

---

# MACK DEFENSE

## WHEELED VEHICLE SOLUTIONS

---





# Geared toward victory. The Mack Defense fleet.

Mack Defense, LLC is a wholly-owned subsidiary of Mack Trucks, Inc. responsible for the sale of Mack Trucks to all Federal / Ministerial level customers globally. We specialize in tactical, logistical, commercial, and specialty vehicles. Being part of the Volvo Group means that Mack Defense is backed by one of the largest truck manufacturing groups in the world and can provide global support in over 190 markets.

#### **MACK DEFENSE CONTRACTS:**

Defense Logistics Agency (DLA) #SPE8EC-18-D-0015  
GSA AutoChoice #47QMCA23D000D (NA009) - Mack & Volvo  
GSA Multiple Award Schedule #47QMCA20D000S  
PSPC (Canada) HVY/Med Truck #E60HP-16TRUK  
U.S. ARMY CONTRACTING COMMAND - M917A3 - W56HZV-18-D-0042  
M917A3 Heavy Dump Truck – Non-Armored – NSN 2530-01-552-2924  
M917A4 Heavy Dump Truck – Armored – NSN 2320-01-674-0199

#1 SUPPLIER 11L AND ABOVE ENGINE



Mack Defense modifies base commercial products to meet government and military customer requirements and is a complete system solution integrator.

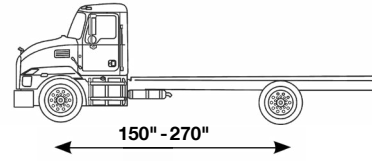




# MD

## Shift medium duty into high gear.

### Wheelbase Configurations



Choose from a range of eight different wheelbase sizes – from 10 to 26 feet – to get the perfect size for your applications needs.



### BUILT FOR UPTIME

Mack uses Geotab to integrate the MD into our industry-leading Uptime Services. Mack's ASIST platform streamlines and shares all service communications among the customer, dealer and Mack's 24/7 Uptime Center.



### PASSENGER DOOR LOWER PEEP WINDOW

Ramps up the road safety by adding visibility over to the passenger side.



### FLAT BACK-OF-CAB

Combined with the clear body platform, it makes for easy body upfit.

ADDITIONAL CONFIGURATIONS/APPLICATIONS AVAILABLE UPON REQUEST

### APPLICATIONS

Dry Van  
Refrigerated  
Fuel  
Water

Waste  
Towing and Recovery  
Dump/Utility

### CONFIGURATIONS

4X2

### CAPACITY

GVWR: 25,995 lbs

### POWERTRAIN

**Engine:** Cummins B6.7, Inline 6-cylinder, Turbo/Intercooled Diesel  
**Transmission:** Allison 2500HS 6-speed, double OD rated to 660 lb. ft. torque, w/Fuel Sense 2.0 Plus

**Axles:** Meritor MFS-10, I-Beam

**Suspension:** Hendrickson Taper Leaf, 10,000 lbs.


### SPECIAL

Body Length (ft.) - 10, 12/14, 16, 18, 20, 22, 24, 26


# Granite<sup>®</sup>

## The tried-and-true platform.

### Cab Configurations



Day Cab

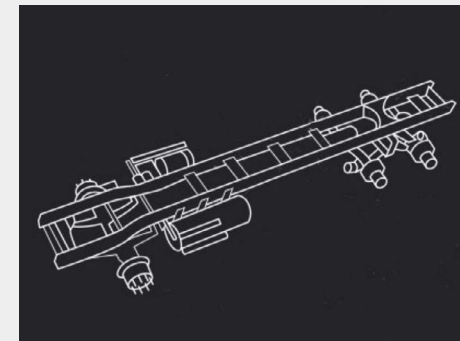


36-inch Flat Top Sleeper



### COMPACT FUEL TANK

Optional D-shaped fuel tank leaves more room for body installation.



### CORNERSTONE™ CHASSIS

Granite's proven Cornerstone chassis provides rock-solid performance, durability and reliability. The constant frame rail height and high-strength steel alloy design creates a stronger, lighter frame while keeping it higher off the ground for maximum clearance. Each chassis is built with application-specific crossmembers and offered in various thicknesses.



### MACK DRIVE AXLES

The Granite comes in true set-forward and set-back front axle positions to allow you to build a truck specific for your needs.

ADDITIONAL CONFIGURATIONS/APPLICATIONS AVAILABLE UPON REQUEST

### APPLICATIONS

Water	Mixer
Fuel	Septic
Tanker	Other Custom Bodies
Wrecker	Roll-Off
Tractor	Crane
Troop Transport	Curtain Side
Maintenance Support Truck	Straight Truck
Dump Truck	Stake Body
Refuse	Hooklift

### CONFIGURATIONS

- 4X2 / 4X4
- 6X4 / 6X6
- 8X4 / 8X6 / 8X8
- 10X6

### CAPACITY

**GVWR:** 35,000 - 92,000+ lbs  
**GCW:** 114,000+ lbs

### POWERTRAIN

**Engine:** 325 - 520 HP; 1260 - 1860 lb-ft Max Torque, US & Euro 3-5  
**Transmission:** Automated Manual (M Drive), Automatic, Manual  
**Axles:** 12K - 23K Front, 38K - 70K+ Rear  
**Suspension:** Mechanical and Air Ride

### SPECIAL

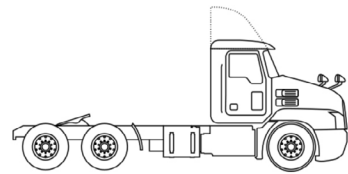
Fording	Airlift Tie-Downs
Armored Cab	C17 Capable
Right-Hand Drive	JP8 Fuel



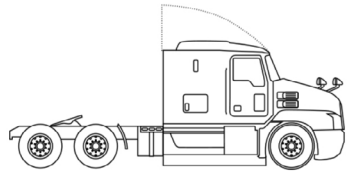
# Anthem<sup>®</sup>

## A bold design that delivers serious aerodynamics.

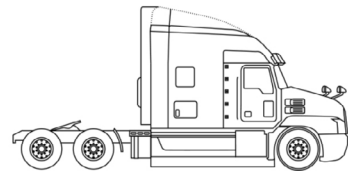
### Cab Configurations



Day Cab



48-inch Flat Top Sleeper  
• Flat roof or mid roof



70-inch Stand Up Sleeper  
• Flat roof or roof fairing



### ADVANCED AERODYNAMICS

Anthem challenges the expectations of aerodynamic design with a bold look that displaces air to the sides, as well as over the hood and roof, to cut wind resistance and improve fuel economy by up to 3%. From the hood slope and fairings to the mirrors and air dam, every component is engineered to maximize efficiency.



### UNPARALLELED DURABILITY

Anthem helps drive down maintenance costs with durability and long-lasting components. LED headlights are 66% brighter and last longer. Breakaway hood mirrors and side mirrors have hinges with zero plastic and spring-loaded mounts that rotate when hit, preventing damage to the hood.



### SMART SERVICEABILITY

Anthem's functional and modular design gives service professionals easy access to repair and replace components. The single-point hood latch and tilt assist requires 50% less effort to open, while the 3-piece hood and 3-piece bumper can be separated and repaired in pieces for lower replacement costs.

ADDITIONAL CONFIGURATIONS/APPLICATIONS AVAILABLE UPON REQUEST

### APPLICATIONS

Bulk Haul  
Lowboy  
Straight Truck (Rigid)  
Tractor

### CONFIGURATIONS

4X2  
6X4  
8X4 / 8X6

### CAPACITY

GVWR: 66,000 - 69,000+ lbs  
GCW: 114,000+ lbs

### POWERTRAIN

Engine: 325 - 520 HP; 1260 - 1860 lb-ft Torque, US & Euro 3-5  
Transmission: Automated Manual (M Drive), Automatic, Manual  
Axles: 12K - 14.6K Front, 23K - 55K+ Rear  
Suspension: Mechanical and Air Ride


### SPECIAL

Fording  
Armored Cab  
Right-Hand Drive  
Airlift Tie-Downs  
C17 Capable  
JP8 Fuel  
Gas Model Also Available


# Pinnacle™

## Eliminate the weak link in your supply chain.


### Cab Configurations



Day Cab



48-inch Flat Top Sleeper




70-inch Stand Up Sleeper



### GRAB HANDLES

Ergonomically designed and full length to make entry and exit safe and simple.



### INTERIOR COMFORT

Designed with the comfort drivers need and the durability the road demands. Whether the haul is off-road or cross-country, Pinnacle's new interiors for Day Cab, 48-inch Flat Top Sleeper and 70-inch Stand Up Sleeper are purpose-built to keep drivers comfortable and driving strong.



### DURABLE COMPONENTS

Reinforced and redesigned with new materials to be tougher than ever.

### APPLICATIONS

Bulk Haul  
Lowboy  
Straight Truck (Rigid)  
Tractor

### CONFIGURATIONS

4X2  
6X4  
8X4 / 8X6

### CAPACITY

GVWR: 66,000 - 69,000+ lbs  
GCW: 114,000+ lbs

### POWERTRAIN

Engine: 325 - 520 HP; 1260 - 1860 lb-ft Torque, US & Euro 3-5  
Transmission: Automated Manual (M Drive), Automatic, Manual  
Axles: 12K - 14.6K Front, 23K - 55K+ Rear  
Suspension: Mechanical and Air Ride

### SPECIAL

Forcing  
Armored Cab  
Right-Hand Drive  
Airlift Tie-Downs  
C17 Capable  
JP8 Fuel

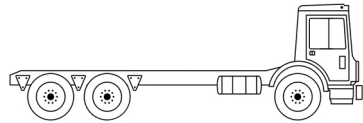
ADDITIONAL CONFIGURATIONS/APPLICATIONS AVAILABLE UPON REQUEST



# TerraPro<sup>®</sup>

Offers powerful support to tackle any job.

## Cab Configurations

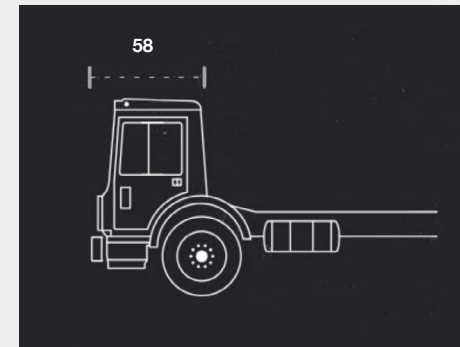


Day Cab



### WINDSHIELD

TerraPro has the most forward window glass in the industry, creating superior forward visibility so you can keep pedestrians, other vehicles and the jobsite safely in view.



### COMPACT CAB

With a short wheelbase, slimmer width and more compact design from bumper to back of cab, TerraPro's cabover design makes navigating even the most congested areas safer and more efficient.



### GROUND CLEARANCE

Front approach angle makes even steep inclines simple to handle.

ADDITIONAL CONFIGURATIONS/APPLICATIONS AVAILABLE UPON REQUEST

## APPLICATIONS

Crane  
Concrete Pumper  
Refueler  
Refuse  
Specialty Platform

## CONFIGURATIONS

4X2 / 4X4  
6X4 / 6X6  
8X4 / 8X6 / 8X8  
10x4  
10x6  
12x6  
14x6

## CAPACITY

GVWR: 35,000 - 88,000+ lbs

## POWERTRAIN

**Engine:** 325 - 505 HP; 1260 - 1860 lb-ft Torque, US  
**Transmission:** Automatic, Manual  
**Axles:** 12K - 23K Front, 23K - 65K+ Rear  
**Suspension:** Mechanical and Air Ride

## SPECIAL

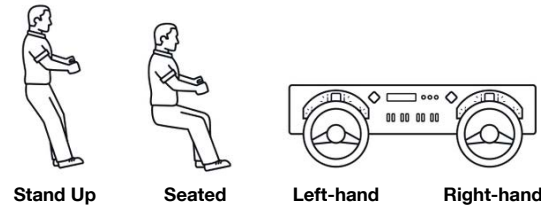

Fording  
Compressed Natural Gas

# LR

## Designed for drivers, built for the job.

### Cab Configurations

#### Day Cab



#### LED LIGHTS

All exterior lights are LED, which are 66% brighter, last longer, use less energy and provide better visibility.



#### WRAPAROUND REAR WINDOW

Built for superior visibility, the windows nearly eliminate blind spots.



#### CHASSIS CONFIGURATIONS

Deep frame rails and heavy-duty crossmembers give you the strength you need.

ADDITIONAL CONFIGURATIONS/APPLICATIONS AVAILABLE UPON REQUEST

### APPLICATIONS

Crane  
Concrete Pumper  
Refueler  
Refuse  
Specialty Platform

### CONFIGURATIONS

4X2 / 4X4  
6X4 / 6X6  
8X4 / 8X6 / 8X8

### CAPACITY

GVWR: 43,000 - 78,000+ lbs

### POWERTRAIN

Engine: 325 - 355 HP; 1260 lb-ft Torque, US  
Transmission: Automatic  
Axles: 20K Front, 23K - 58K+ Rear  
Suspension: Mechanical and Air Ride

### SPECIAL

Fording  
Compressed Natural Gas



# M917A3 Heavy Dump Truck

The Mack Defense M917A3 Heavy Dump Truck is a commercially-based Mack Granite® dump truck, engineered to be the best-in-class tactical vehicle solution from the only company that can deliver these unparalleled capabilities to the U.S. Army. Mack Defense assembled a world class team with one purpose in mind — *to provide the U.S. Army with a best-in-class heavy dump truck that meets all military requirements.*



## Tested, tried and true platform

The M917A3 HDT has passed its ruggedness challenge at the Nevada Automotive Testing Center. Passing these tests was especially important for the M917A3 and proved its design is ready to tackle the most rugged terrain. Clearly, the M917A3 has proven it has got the capability you need to take on tough jobs.

Vertical Step	✓
Step Static stability on tilt table	✓
Wall-to-wall turning circle	✓
Trench crossing	✓
Speed on 0% grade	✓
Speed, stop and start 30% grade	✓
Steady state turning	✓
Ride quality - half rounds	✓
Side slope	✓
Mobility Testing	✓
Environmental	✓
Fording - 20 inches	✓
Standard is -25°F to 120°F, can go to -40°F to 120°F with addition of cold weather kit	✓

Constructed for purpose. Prepared for anything. The M917A3 is designed to match the demands of the most severe conditions.

## MP®8

Saving up to 2.5% in fuel and shedding 88 lbs. in weight, Mack's workhorse MP®8 engine offers up to 520 HP and 1,860 lb-ft of torque and the Euro 3 version is also available at 520hp and 1,844 lb-ft of torque.

## 8x8 Axle and Suspension Configurations

The Meritor® axles coupled with the Mack front parabolic spring and the Hendrickson rear Primaxx® suspension provides unparalleled ride quality with a fully loaded or empty payload.

## Standard Cab or Optional Armor Cab

The cab design and driver environment are built around the way the work gets done – keeping drivers comfortable, safe, and focused all day long.

## Specifications Overview

- ▶ Up to 27 ton payload capacity
- ▶ Up to 18 cubic yard dump
- ▶ Diesel engine compatible with JP8
- ▶ 2 person cab
- ▶ Air lift ability

## AWD Components

- ▶ Front drive
- ▶ Transfer case
- ▶ High ground clearance air ride suspension
- ▶ Tri-drive rear axle



# The Cornerstone Chassis™



This truck chassis off road superiority gives it the flexibility to transform into multiple mission capable platforms with proven success. The adaptability provides the military a diverse portfolio of tactical and logistical support equipment. The chassis is built strong (rock-solid) and when combined with a crane can offer an all-terrain solution capable of 30 to 60 tons. Making it the perfect tool for light, medium, and heavy lifts.

## CHASSIS TESTING

Mack has plenty riding on our Cornerstone chassis. Components were tested for fatigue; the rails and crossmembers were stressed and relentlessly checked for endurance.

## FRAME RAIL

The 300 mm constant frame rail height and high strength steel alloy in conjunction with a full length channel liner provide for optimal strength and payload capabilities. The frame system includes a full channel liner in each rail that runs front to rear within the Mack Defense M917A3 Heavy Dump Truck. This provides for optimal strength and payload capabilities.

## ENGINE MOUNTS/ CAB ISOLATORS

New engine mounts and cab isolators reduce noise and vibration — decreasing driver fatigue and improving productivity.

## WHEEL CUTS

The best All Wheel Drive truck maneuverability ever from Mack. The Cornerstone chassis design allows increased wheel cuts for improved handling around the jobsite.

## CROSSMEMBERS

Developed by Mack design engineers and harshly tested by performance engineers — superior strength and stiffness is achieved through the use of eight crossmembers located along the frame rails where loads are imposed.

## APPLICATIONS

Offers military users the capability of transporting supplies on logistic and tactical missions.

**ADDITIONAL APPLICATIONS COULD INCLUDE — RADAR, TROOP CARRIER, WRECKER, TANKER, HEAVY EQUIPMENT TRANSPORT, AND OTHERS VEHICLES**



# MSVS SMP

## Efficient performance meets military readiness.

The Mack Defense family of militarized rigid trucks and tractors is based on commercial vehicles which are adapted to the specific needs of armed forces. They can be suited for logistic missions and are able to be modified to for tactical missions with improved off-road capacity and air transportability.







### GuardDog® Connect

Whenever your truck is operating, GuardDog Connect is monitoring your performance to identify issues, schedule repairs and order parts—all while you're still on the road. And with a 24/7 network of support staff connecting you to nearby repair centers, you'll get back on the road quickly, so you can stay on schedule.



### OneCall®

OneCall provides 24/7 roadside assistance support for your truck. It connects drivers to our unparalleled network of experienced technicians via our state-of-the-art Uptime Center to get you back on the road quicker than ever before.



### Mack ASIST

Our web-based system assembles consistent, complete and professional estimates of service recommendations, regardless of which dealer in the Mack network performs the service. Mack ASIST gives driver, dealer and Uptime Center staff access to all of the information needed to get you back on the job.

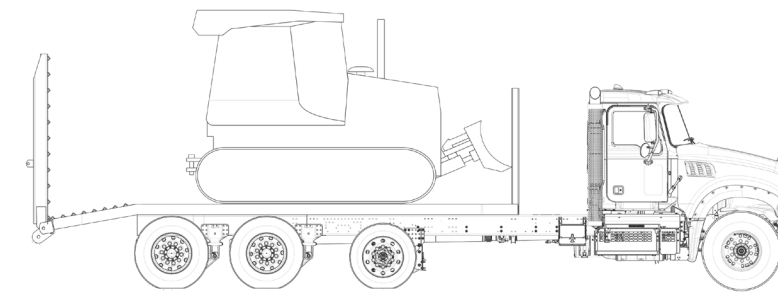


### Over The Air (OTA) Software Updates

Software updates and parameter changes will no longer disrupt your schedule. This industry-leading uptime solution works with Mack® GuardDog® Connect to let you wirelessly update engine, transmission and aftertreatment system software at your convenience.

Built for this.

# Dozer Carrier Flatbed Truck



### DOZER CARRIER FLATBED

The Wallace flatbed is heavy duty, commercial-grade, best-in-class and tough enough for any job.

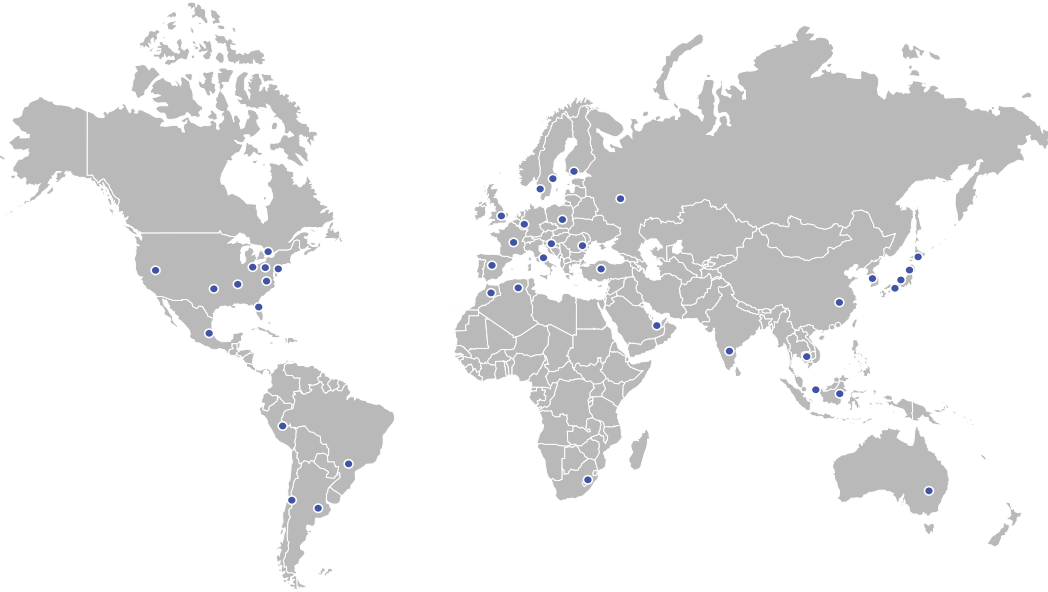
- 15 TON CAPACITY BED
- 102" DECK WIDTH
- 18' TO 24' FLAT DECK LENGTH
- 4' BEAVER TAIL
- 8' X 3' HYDRAULIC RAMPS
- DUAL UNDERBODY MOUNTED LOCKABLE TOOLBOX
- LED STROBES AND WORK LIGHTS
- HEADACHE RACK WITH A 24" X 36" EXPANDED METAL WINDOW
- NFPA COMPLIANT
- MEETS BRIDGE FORMULA LAWS FOR MOVEMENT WITHOUT PERMITS

The low flatbed height makes it possible to haul either a John Deere 650K or Caterpillar D5K2 (with Forestry Package) and be under 13'6".





## GTO SERVICE MARKET LOGISTICS



## PLANTS IN AMERICAS

### Lehigh Valley, PA, United States

- Truck assembly, painting and KD packing

### Middletown, PA, United States

- Remanufacturing

### Charlotte, NC, United States

- Remanufacturing

### Hagerstown, MD, United States

- Engine & transmission assembly, rear axle machining and assembly

### New River Valley, VA, United States

- Cab assembly, painting and truck assembly

### Salem, VA, United States

- Medium duty cab and truck assembly and manufacturing

### Curitiba, Brazil

- Cab assembly and painting, truck assembly and bus chassis
- Engine manufacturing, transmission assembly and remanufacturing

### Las Tejerías, Venezuela

- KD truck assembly and customer adaptation of trucks



- Cab and vehicle assembly, CBU and KD
- Powertrain production

## Customer Support

### Parts

- ▶ Global Distribution Network
- ▶ Kit Options Available
- ▶ Options via DLA, GSA
- ▶ FleetPreferred Program
- ▶ Remanufacturing Options

### Service

- ▶ Mack ASIST
- ▶ Global Dealer Network
- ▶ Diagnostic Tools
- ▶ Field Service Rep Options

### Training

- ▶ Operator and Mechanics Training
- ▶ Special Application Training
- ▶ On-site at the Mack Customer Center, Allentown, PA USA
- ▶ Virtual Options Available



Every truck is Born Ready. Providing strength and versatility to get the job done across a range of applications.



[info@mackdefense.com](mailto:info@mackdefense.com)

[mackdefense.com](http://mackdefense.com)

[facebook.com/MackDefense](https://facebook.com/MackDefense)

[twitter.com/MackDefense](https://twitter.com/MackDefense)

[instagram.com/mackdefense](https://instagram.com/mackdefense)

[youtube.com/c/MackDefenseLLC](https://youtube.com/c/MackDefenseLLC)

[linkedin.com/company/mack-defense-llc](https://linkedin.com/company/mack-defense-llc)

**Weights, dimensions and features are given for reference and may be modified according to the choice of certain options. Mack Defense, LLC, reserves the right to modify the above specifications without prior notification.**

**©2023 Mack Trucks, Inc. All rights reserved. Mack, and the Bulldog design, Bulldog and all other marks contained herein are registered trademarks of Mack Trucks, Inc. and/or Mack Trucks, Inc. Affiliated companies. All other marks contained herein are the property of their respective owners.**

